

E3CL\E3RO Clip-on Ultrasonic Thermal Energy / BTU Flow Meter

RS
485
RS485

OCT Pulse&Relay

4~20mA



Product Overview



E3CL/E3RO Clip-on Ultrasonic Thermal Energy / BTU Flow Meter adopts ultrasonic time difference method measurement principle, combined with Gentos' ultrasonic flow algorithm technology, to achieve accurate measurement of fluid flow and heat (cold) volume in the pipeline. The product is designed with integrated external clamp structure, easy and convenient to install, after four steps of operation can be powered on to measure, the installation process does not need to contact the fluid medium, no need to stop work and production.

Product Features and Functions

Product Feature:


- Easy installation, no pipe rework or damage
- No adjustment, clip on to measure
- LCD colorful display screen
- 360° rotation adjustable display screen

Product Function:


- Heat Consumption Measurement
- E3CL supports 4~20mA current output
- E3RO supports OCT&Relay output
- RS485 Communication

Application and Industry

HVAC, heating, energy-saving monitoring, heat balance regulation, heating regulation, AHU room, thermal energy transformation...



Meter Wiring



Function	Identification	Color
Power Supply (10~36VDC) + Brown	+	Brown
	-	Black
RS485	A	Green
	B	White
Optional (4~20mA / OCT&Relay)	+	Red
	-	Yellow


E3 Series Comparison Table:

Model Type	Output Configurations
E3CL	RS485+4~20mA
E3RO	RS485+OCT
E3RO	RS485+Relay
E3RO	OCT+Relay


Note: According to customer's requirements, there are three kinds of outputs options: RS485+OCT, RS485+Relay and OCT+Relay.

Installation Method:


The product is an integrated clip on structure design, simple and convenient installation, after four steps of operation can be powered on to measure. The installation process does not require contact with the fluid medium, no need to stop work and production.




1: Take out the device



2: Clip the upper and base bracket on the pipe



3: Tighten the screws



4: Power on and start measurement



5: Add pipe insulation

Product Model

Model Selection Model: E3CL/E3RO; Format: A-B-C

Model	Description of Transmitter	
E3CL/E3RO	Product Name: E3CL/E3RO Clip-on	Keyboard: 4 touch keys
	Ultrasonic Thermal Energy / BTU Flow Meter	Protection Rate: IP54
	Flow Range: 0.03~5m/s	Transmitter: All-In-One
	Accuracy: $\pm 2\%$	Transducer: Clamp on
	Measurement medium: Water	Temperature Range: 4~95°C
	Display: 1.44" LCD colorful screen, resolution 128*128	Temperature Difference Range: 3~75K
	Pipe Material: Carbon Steel, Stainless Steel, Copper, PVC	Temperature Resolution: 0.01°C

Specifications

A	Output Selection
1	E3CL, RS485+4~20mA
2	E3RO, RS485+OCT Pulse
3	E3RO, RS485+Relay
4	E3RO, OCT Pulse+Relay
B	Pipe Range
Pipe OD Range	Unit: mm, Pipe Material (PVC, Carbon Steel, Stainless Steel)
	DN20(21~29), DN25(28~36), DN32(35~43), DN40(46~54), DN50(59~67), DN65(72~80), DN80(83~91)
	Unit: mm, Pipe Material (Copper)
	DN25(21~29), DN32(28~36), DN40(35~43), DN50(46~54), DN65(59~67), DN80(72~80)
C	Pipe Material(Optional)
1	Carbon Steel
2	Stainless Steel
3	Copper
4	PVC

Selection Example: Model: E3CL; Specification: 2-DN20-2

For example: (Model: E3CL Clip-on Ultrasonic Thermal Energy / BTU Flow Meter;
E3RO, RS485+OCT Pulse, DN20, Stainless Steel)

Product Series

Accuracy Rate 0.2

D118 High Dynamic response
D348D Plus Multipath
...

Accuracy Rate 0.5

D118i Insertion
P118i Portable
D118 Insertion/Clamp on
D348D Plus multipath
...

Accuracy Rate 1.0

D116 Insertion/Clamp on
...

For HVAC

F5 wall mounted meter
F8 wall mounted meter
E5 wall mounted Clip-on Ultrasonic
Thermal Energy / BTU Flow Meter
E8 wall mounted Clip-on Ultrasonic
Thermal Energy / BTU Flow Meter
...

Clip-on Series

E3 Clip-on Thermal Energy / BTU Flow Meter
F2 Clip-on flow meter
E3CL/E3RO Clip-on Thermal Energy / BTU Flow
Meter
...

Gentos Measurement & Control Co., Ltd.

12/F, Block A5, Nanshan Ipark, No.1001 College Rd.
Nanshan District, Shenzhen, China
Tel: 86-755-2674 5999 ext.8036
Fax: 86-755-26745333
E-mail: tanya@gentos.com.cn
Website: www.pflowmeters.com

GT-SC014-A20530

The information provided is for reference only. Specific parameters are subject to the instruction manual.
Gentos Measurement & Control Co., Ltd. reserves the right to the final interpretation of this material. Content is subject to change without prior notice.